

SOLUTIONS FOR FLOOR-EVEN SHOWERS

CLEAN DRAINS

**KNOW
HOW**
INSTALLED



FLOOR-EVEN SHOWERING IS BOOMING

More and more customers want to have an open design in their showering area. Our systems for floor-even showering offer very individual solutions to fulfill these wishes. The Geberit trademark guarantees timeless design with respect to function and aesthetics, the best in quality and a unique know-how for drainage – with clear advantages for the sanitary engineer, the plumber and the customer.

Which solution suits your project? You will learn more about floor-even showering with Geberit on the following pages. We look forward to increasing your success with our know-how and our products.

CLEAR ADDED VALUE


FLOOR-EVEN SHOWER SOLUTIONS

There are good reasons to decide on a solution from Geberit for floor-even showers. Whether it involves a shower surface, wall drain, shower channel or floor drain, the assortment makes it possible to tailor the installation precisely to the building situation and the customer's wish. The greatest challenge – the caulk – is perfectly prepared because the sealing foil is already integrated at the factory, thus making it a permanent component of the product. This saves time and cuts stress during installation, and minimises the risk of leaks.



Geberit shower surface Setaplano

Our smooth surface made of solid surface material

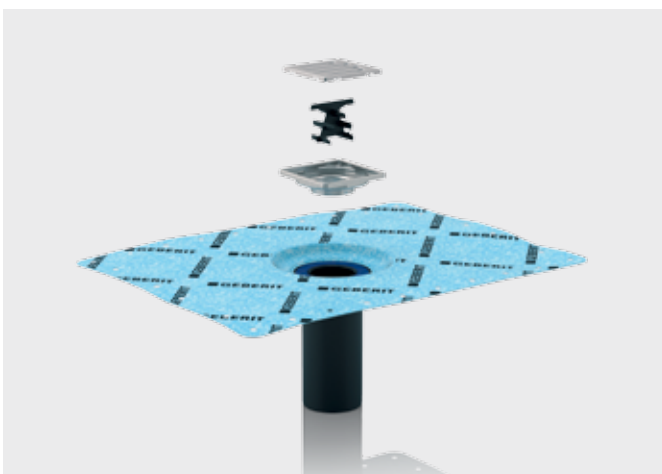


Geberit wall drain for showers

Our elegant design solution in the wall


Fine design from Geberit:

- High-quality and beautiful
- Reliable thanks to sealing foil integrated at the factory
- Simple handling from order to installation
- Integrated sound insulation
- For new construction and renovations
- Lean assortment with rapid delivery
- Easy to clean



Geberit floor drain for showers

Our compact design solution in the floor





Geberit shower channels of the CleanLine series

Our solution for elegant designer lines
in the floor

GEBERIT SHOWER SURFACE SETAPLANO

PREPLANNED PREASSEMBLED

The Geberit shower surface Setaplano is a captivating product from the very first glance – and the very first touch. Made of a high-quality solid surface material, it has a surface that feels silky-smooth and warm to the touch.

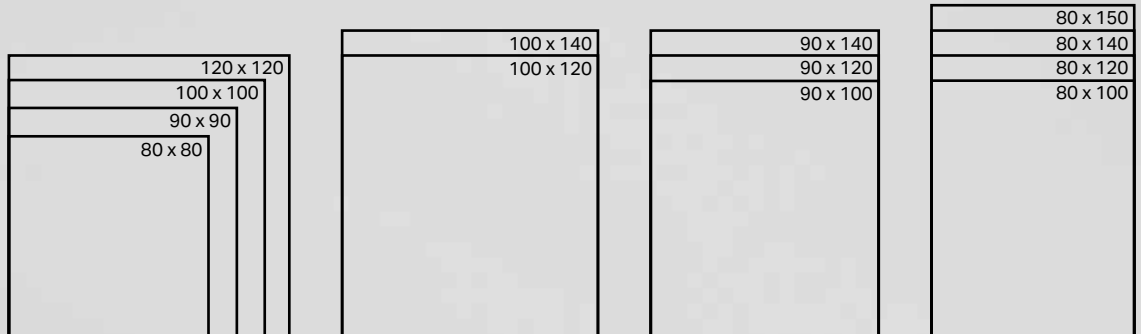


HIGH-QUALITY PRODUCT MATERIAL

In the Geberit shower surface Setaplano, the number of individual parts required for installation is kept to a minimum. With the steel frames and sealing foil preassembled at the factory, the work is made significantly simpler and a high level of safety is ensured.

SOPHISTICATED DESIGN

Not only is the Geberit shower surface Setaplano easy to install, it also offers tangible added value to the user. Solid surface material is highly resistant and non-porous, making it easy to clean. The drain area has been deliberately designed without edges where dirt can collect. What makes the shower surface especially easy to clean is the practical comb insert, which can be removed easily and cleaned as required.



- Small number of individual parts, ensuring easy installation
- Highly safe thanks to sealing foil integrated at the factory
- Robust, exceptionally non-slip product material

PRECISION

RELIABILITY



EASY-TO-INSTALL TRAP

The trap is available in two models: one with a 30 mm depth of water seal and a discharge rate of 0.45 l/s, and one with a 50 mm depth of water seal and a discharge rate of 0.65 l/s. Both models can be snapped into the preassembled bracket and aligned by rotating 360°. Cleaning is a breeze, as the flexible water seal tray can be removed as a whole part.




STABLE AND SUITABLE FOR BUILDING SITES

The distinctive blue installation frame, made of powder-coated steel, is available in a range of sizes. Four to six feet are required for installation, depending on the size. The feet are simply clicked into place on the frame at the designated points.



SIMPLE ALIGNMENT – SECURE FASTENING

The feet can be aligned easily with the floor height using a standard tool, working from above. Once this is complete, sliders are used to secure them reliably in place.



- Preassembled, stable steel installation frame for easy installation
- The feet click into place on the frame in no time at all
- Precise trap placement thanks to integrated bracket
- Convenient height adjustment from above

GEBERIT WALL DRAIN FOR SHOWER

DESIGN SOLUTION IN THE WALL

The Geberit wall drain permits floor-even showering in pure form. Integrated behind the wall, it is outstanding not only for its elegance but also for its clear added value in terms of planning, installation and maintenance.



DEVELOPED FOR OPTIMUM HYGIENE

The Geberit wall drain for shower features an integrated comb insert which can be removed and washed out in no time at all. The cleaning of the shower floor is particularly simple with wall drains.




WELL-THOUGHT-OUT ALL DOWN THE LINE

The optionally installable collector profile directly in front of the wall supports the slope and collects dirt and deposits so that they can be readily washed away.

NOT ONLY NEW CONSTRUCTIONS

Particularly with high-quality properties, the Geberit wall drain for shower is an excellent answer to the design preferences of the customer. The potential for utilisation is more versatile than you might think: the system technology makes it possible to implement a wall drain, even with renovations and where available space is limited.



COLOURS / PRODUCT MATERIALS



Bright chrome-plated



White alpine



Stainless steel brushed




Can be tiled according to preference

- Innovative solution for integration in prewall systems
- Clear separation of trades thanks to pipeline placement in the wall
- Optional collector profile for efficient and precise formation of the slope in the floor

GEBERIT SHOWER CHANNELS
OF THE CLEANLINE SERIES

DESIGN SOLUTION IN THE FLOOR

Geberit shower channels of the CleanLine series combine elegant appearance with the easy installation of a floor drain. In addition, the innovative system solves the hygiene problem many shower channels have.



FLEXIBLE LENGTH AND PLACEMENT

Geberit shower channels of the CleanLine series can be cut to length directly at the time of installation in accordance with the individual showering area. The design harmonises with any floor and can be placed either close to the wall or in the middle of the shower area.

DESIGNED FOR SIMPLICITY AND CLEANLINESS

Shower channels are often difficult to clean. But not Geberit shower channels of the CleanLine series: the dirt flows off the collector surface perfectly. And the comb insert can be removed and washed out in no time at all.

TOP DESIGN MADE EASY

Shower channels are very popular with their timeless designer lines. Geberit shower channels of the CleanLine series have another big advantage: thanks to their innovative technology, they are very easy to install – and just as easy to clean.



COLOUR / PRODUCT MATERIAL



Stainless steel brushed

43 mm
↑
↓

← 157 mm →

← 300 mm – max. 1300 mm →

- Unique design with collector surface, comb insert and trap and waste
- Uncomplicated and as reliable as a floor drain
- Extremely high customer satisfaction thanks to simple cleaning and modern linear appearance

GEBERIT FLOOR DRAIN FOR SHOWER

SIMPLE AND COMPACT

The Geberit floor drain for shower is the universal solution for floor-even showering with clear advantages: reduced design, ingenious function and simple installation.



MAXIMUM REDUCTION AND PRECISION

The Geberit floor drain for shower convinces with its very compact construction (only 80 × 80 mm grating area) and with its very high functionality. The height, inclination and offset of the grating can be adjusted to suit the tile grid.

ALWAYS A CLEAN TRAP AND WASTE

Under the grating, there is an integrated comb insert which can be easily removed and washed out for cleaning. This effectively prevents clogging in the trap and waste and the discharge pipes.

BIG PERFORMANCE IN A SMALL PACKAGE

Wherever installation needs to be as simple as possible and costs kept as low as they can be, the Geberit floor drain is the best solution – and the most compact one as well, with only 80 × 80 mm grating area. Hidden under the grating are the great qualities that make Geberit one of the world's leading providers of sanitary technology.



DESIGN / PRODUCT MATERIAL



Stainless steel, round



Stainless steel, square

- Intelligent details for uncomplicated installation
- Design grating made of solid stainless steel
- Simple cleaning thanks to integrated comb insert

Geberit South East Asia Pte Ltd

Aperia Tower 1
8 Kallang Avenue #17-09
Singapore 339509

T +65 6250 4011
F +65 6250 4211
sales.sg@geberit.com

→ www.geberit.com.sg

Geberit South East Asia Pte Ltd

South Korea Branch
#301 JS Building, 213-5 Nonhyun-Dong,
Kangnam-ku, 135-090 Seoul,
South Korea

T +82 2 543 4166
F +82 2 543 4123
sales.kr@geberit.com

→ www.geberit.co.kr

Geberit South East Asia Pte Ltd

Hong Kong Branch
1/F, 313 Lockhart Road, Wanchai
Hong Kong

T +852 2575 5960
F +852 2575 2667
sales.hk@geberit.com.cn

→ www.geberit.com.hk

Geberit South East Asia Pte Ltd

Taiwan Office
4F, -6, No.57, Sec 1, Dunhua South Road,
Songshan District,
Taipei City 105, Taiwan

T +886 2 2579 8736
sales.tw@geberit.com

→ www.geberit.com.hk

Geberit South East Asia Pte Ltd

Malaysia Representative Office
Nu Tower 2, Level 23, Suite 2319
Kuala Lumpur Sentral, Jalan Tu Sambanthan
Kuala Lumpur 50470
Malaysia

T +60 3 2727 1722
F +60 3 2727 1723
sales.sg@geberit.com

→ www.geberit.com.sg

Geberit South East Asia Pte Ltd

Thailand Office
173/18 Asia Centre Building,
17th Fl. Unit 106, South Sathorn Road,
Thungmahamek, Sathorn,
Bangkok 10120
Thailand

T +66 85 3685 829
sales.sg@geberit.com

→ www.geberit.com.sg

Geberit South East Asia Pte Ltd

Philippines Representative Office
10/F, Net Lima, 26th Street,
Bonifacio Global City, Taguig,
Metro Manila 1634 Philippines

T +63 2 669 2733
sales.sg@geberit.com

→ www.geberit.com.sg