

NEW

■ GEBERIT

# GEBERIT ONE

DESIGN  
MEETS  
FUNCTION





# GEBERIT **ONE**

The Geberit ONE bathroom series combines know-how in sanitary technology with versatile design expertise and is thus a pioneering and comprehensive solution for the entire bathroom. Cleverly combined in a single system, Geberit ONE impresses with its many benefits, both obvious and hidden. This means greater cleanliness, more space and greater flexibility in the bathroom.



DESIGN



CLEANLINESS



USER-FRIENDLINESS



COMFORT



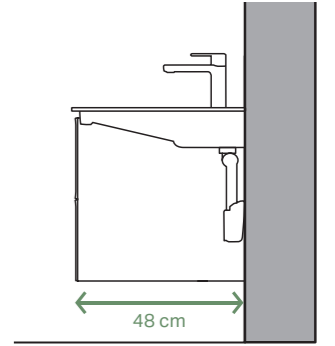
ACCESSIBILITY

WHEN DESIGN AND FUNCTION BECOME ONE

# WASHBASIN VARIETY WITH INNOVATIVE DRAIN



**The Geberit ONE washbasins with a horizontal drain combine the highest design requirements with unique functionality.**



The horizontal washbasin drain has been tailored to the design of the washbasins and is cleverly positioned at the back edge of the bowl. Its innovative technology creates more space in the drawers of the washbasin cabinet. By shifting it to the rear, the drain is not directly in the water jet's line of fire. This prevents water splashes from the drain, leading to a significant reduction in water and limescale residues and the amount of cleaning required. A magnetic attachment holds the cover exactly in position. The cover can be removed with a flick of the wrist in order to clean the attached comb insert. The version with hidden overflow also allows the washbasin to be filled without risk of the water overflowing.



**1** Clear lines: Angular lay-on washbasin with integrated shelf. **2** Elegantly integrated: Vanity basin with large shelves on the side. **3** Round lay-on washbasin with wall inlet. **4** Space for two: Washbasin with asymmetrical shelf on the side. **5** Water fun for two: Standard double washbasin with deck-mounted taps.



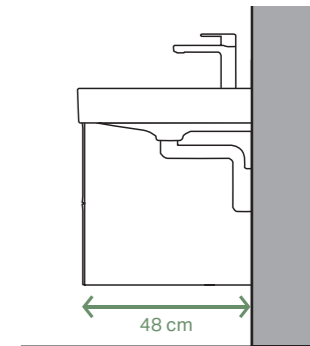
1

**Geberit ONE washbasins with a classic drain take tried-and-tested products to a new level.**

Geberit ONE washbasins with a vertical drain are available in three versions: as standard washbasins and vanity basins in various widths, and as lay-on washbasins in angular or bowl-shaped designs. The drain has an elegant ceramic cover with an integrated comb insert. All models are equipped with space-saving drain technology that does away with the need for a conventional trap cutout in the cabinet. As a result, additional space is created in the upper drawer of the washbasin cabinet.

WHEN DESIGN AND FUNCTION BECOME ONE

# WASHBASIN VARIETY WITH CLASSIC DRAIN



2



3



4



5

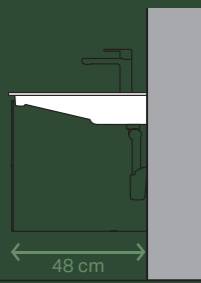
**1** Vanity basin with extra-slim rim and generous shelf surfaces. **2** Large standard washbasin with gently rounded inner basin and matching cabinet. **3** The shelf surface at the back edge of the standard washbasin offers ample space for cosmetics. **4** Angular lay-on washbasin. **5** Bowl-shaped lay-on washbasin.

WHEN DESIGN AND FUNCTION BECOME ONE

# ONE BATHROOM SERIES, TWO DRAINS, A RANGE OF DESIGN VARIANTS

## HORIZONTAL DRAIN

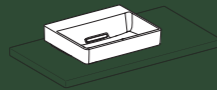
Standard projection, 48 cm



Classic washbasin  
W 50 cm, 60 cm, 75 cm, 90 cm, 105 cm, 120 cm  
Available with or without a tap hole



Vanity basin  
W 60 cm, 75 cm, 90 cm, 105 cm, 120 cm  
Available with or without a tap hole



Lay-on washbasin  
W 50 cm x D 40 cm  
Available with or without a tap hole



Lay-on washbasin  
W 50 cm x D 42 cm  
Available with or without a tap hole

## VERTICAL DRAIN

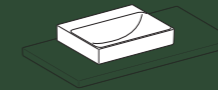
Standard projection, 48 cm



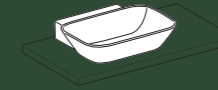
Classic washbasin  
W 50 cm, 60 cm, 75 cm, 90 cm, 105 cm, 120 cm  
Available with or without a tap hole



Vanity basin  
W 60 cm, 75 cm, 90 cm, 105 cm, 120 cm  
Available with or without a tap hole



Lay-on washbasin  
W 50 cm x D 40 cm  
Available with or without a tap hole



Lay-on washbasin  
W 50 cm x D 42 cm  
Available with or without a tap hole

Geberit ONE washbasins offer a variety of shapes and formats with three different drains. Choose from classic washbasins, vanity basins with a slim rim and various lay-on washbasins.

WHEN DESIGN AND FUNCTION BECOME ONE

# INNOVATIVE DETAILS THAT INSPIRE

→  
The horizontal drain cover has a comb insert that is easy to remove and clean. A magnet holds the cover perfectly in position.



The Geberit ONE bathroom series offers a variety of sophisticated details that prove their worth in everyday life. All ceramic appliances are equipped with the durable and virtually non-porous special glaze KeraTect, which is particularly easy to keep clean. Expect more – such as easier cleaning, more space and clear organisation.



←  
The vertical drain is fitted with a ceramic cover and comb insert.

Geberit ONE washbasin cabinets offer more storage space as they do not have a trap cutout.



WHEN DESIGN AND FUNCTION BECOME ONE

# WALL-MOUNTED TAP WITH OPTIMIZED POSITIONING OF THE WATER JET



## TWO VERSIONS

Geberit ONE wall-mounted taps offer added freedom of movement compared to deck-mounted taps. As there is no tap in the way on the washbasin surface, they are particularly easy to clean. You can choose between two versions with rounded or clear geometric design.

The taps are equipped with two knobs for ergonomic operation. The water temperature is set on the left and the intensity of the water jet on the right.



**1** Ergonomic comfort – separate rotary knobs for temperature and spray intensity. **2** The Geberit ONE wall-mounted taps can be optimally adapted to different washbasin types.

## CLEAR GEOMETRIC DESIGN



Large projection for washbasin depth 48 cm  
L 22 cm

## ROUNDED DESIGN



Large projection for washbasin depth 48 cm  
L 20.5 cm

WHEN DESIGN AND FUNCTION BECOME ONE

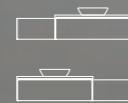
# DESIGN VARIETY FOR UNIQUE WASHPLACES

## TAILOR-MADE SPACE FOR YOUR BATHROOM

Design the washplace that fits perfectly with your demands, from the washbasin, washbasin cabinets and low cabinets through to the washtops. Plan your storage space as generously as you want. Make the most of your bathroom floor plan and create the look you like. The perfectly coordinated components can be combined in a variety of ways and create functional and aesthetic unity.



↑  
CABINET WITH SINGLE DRAWER  
Combination of washbasin cabinet with single drawer, matching low cabinet, washtop and lay-on washbasin.



↑  
WASHBASIN CABINET  
with two drawers.



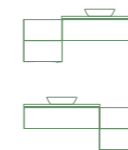
↑  
WASHBASIN CABINET  
with vanity basin in SlimRim design.



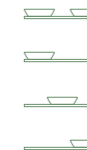
↑  
WASHBASIN CABINET  
with washtop for lay-on washbasins.



↑  
WASHTOP WITH WASHBASIN CABINET  
for asymmetrical positioning of washbasin and cabinet.



↑  
CABINET WITH SIDE ELEMENT  
The combination of washbasin cabinet with drawer and side element combines a light appearance with ample storage space. Glass or stone covers are optionally available.



↑  
WASHTOP  
for lay-on washbasins with a practical towel rail.





WHEN DESIGN AND FUNCTION BECOME ONE

# QUALITY IN MANY FACETS

## CONTEMPORARY AND HIGHLY FUNCTIONAL DESIGN

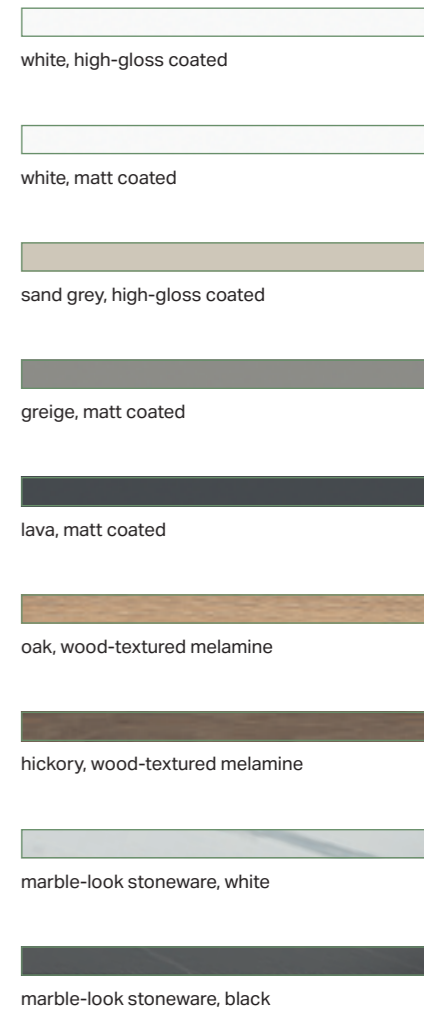
The expanded Geberit ONE bathroom furniture range offers a variety of design possibilities. The clever drawer mechanism with push-to-open mechanism and soft closing ensures quiet running and gentle opening and closing of the drawers while also making fine adjustment easier. The lay-on washbasins can not only be positioned centrally on the washtops, but also asymmetrically. All materials and surfaces are moisture-resistant. The entire furniture range is available in six coated surfaces and two wood surfaces. High-quality cover plates made of stoneware and glass are also available.

## GEBERIT ONE BATHROOM FURNITURE: COLOURS AND SURFACES

### BODY/ FRONT



### WASHTOPS





WHEN DESIGN AND FUNCTION BECOME ONE

# PERFECTION TO THE LAST DETAIL



1



Moisture-resistant



SoftClosing doors and drawers/excerpts



Lots of storage space



2



3

**1** The excellent workmanship of the Geberit bathroom furniture gives any bathroom a touch of exclusivity. The modern tall cabinet offers even more design variety and also provides additional practical storage space. **2** Thanks to the slim drain technology, there is no trap cutout in the upper drawer. This means there is much more storage space available. **3** The high-quality drawer system ensures smooth, quiet running. LED light strips are available as accessories.

WHEN DESIGN AND FUNCTION BECOME ONE

# YOUR BATHROOM, YOUR DESIGN, YOUR COLOURS

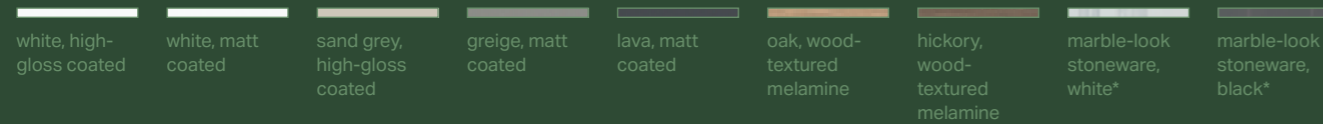
Geberit ONE bathroom furniture offers a wide range of colours, surfaces and material appearances. This means that everyone can find the right bathroom equipment for their own personal style.

## STANDARD PROJECTION, 48 CM

Washbasin cabinets  
W 60 cm, 75 cm, 90 cm, 105 cm, 120 cm, 135 cm  
Tall cabinets, low cabinets, side elements



Washtops  
W 60 cm, 75 cm, 90 cm, 105 cm, 120 cm, 135 cm



\* Stoneware only available in 120 cm length



## TIDINESS AND CLARITY

Modular arrangement systems create clarity in the wash-basin cabinet. New LED light strips illuminate the drawers perfectly.

## SET IN STONE



The cover made of solid marble-look stoneware in black or white gives the bathroom an exclusive appearance. Also available in white glass and lava.



## OPTIMAL CONNECTIONS

An additional power outlet inside the drawer ensures that razors, hairdryers and more can always be connected.



Soft orientation light for night-time visits to the bathroom



Continuously dimmable bright-ness



Non-dazzling light



WHEN DESIGN AND FUNCTION BECOME ONE

# RAY'S OF LIGHT WITH ADDED VALUE

Geberit ONE mirror cabinets with ComfortLight ensure perfect lighting according to the daily routine of the bathroom user: bright, clear and invigorating for getting the day off to a good start, soft and flattering before going to bed, and discreet and calming as an orientation light at night. Simple operation makes it easy to find the ideal lighting for your personal body clock.

The integrated lighting concept is one of the highlights of the Geberit ONE mirror cabinets. The four different light sources harmonise perfectly with one another and ensure an authentic mirror image without casting shadows. Natural light – from clear, invigorating morning light to the bright midday sun, finishing with a soothing sunset or atmospheric candlelight – serves as a model for the extensive development work carried out by the Geberit team. The lighting is continuously dimmable and the control system is intuitive to operate. Bright-er light is automatically cooler and darker light warmer. The brightness and lighting mood thus adapt to the needs of the bathroom user and their body clock. The lighting concept is a typical example for the Geberit Motto Design Meets Function.



↑ ORIENTATION LIGHT

Soft lighting for finding your way to the washplace at night and then getting back to sleep easily.



↑ CANDLE LIGHT

Discreet, warm lighting for a relaxing time in the bathroom.



↑ STANDARD LIGHT

Non-dazzling lighting for everyday activities at the washplace.



↑ WORKING LIGHT

Bright, clear lighting for intensive beauty care.



Geberit ONE mirror cabinets are available in a wide range of models for designing the bathroom completely according to your needs and personal tastes. In the back-to-wall installation, the storage space is shifted to the wall. This means freedom of movement at the washplace and a clear, tidy appearance. The models for classic attachment in front of the wall also have a slim design and can be installed in any bathroom without the need for special preparations.

The models are available in two versions. All-over mirror doors hide all cosmetic products inside the cabinet. Meanwhile, shortened doors have an open, lit niche at the bottom, meaning regularly used items remain within easy reach even when the mirror doors are closed.

WHEN DESIGN AND FUNCTION BECOME ONE

# EVERYTHING AT YOUR FINGERTIPS IN THE MIRROR CABINET



AVAILABLE FREE OF CHARGE




The light settings can be adjusted via smartphone with the Geberit Home-App. Time-controlled settings are also possible, for example, for programming different lighting moods depending on the time of day or night. External light sources can be networked and connected to smarthome-systems via a DALI interface.



1 Shortened mirror doors have an open niche where important items can be kept within easy reach. 2 The mirror doors without handles have a pronounced visual lightness. 3 An integrated, easily accessible mains connection for a shaver or hairdryer can be found in the upper part of the cabinet. 4 Back-to-wall installation means the cabinet is concealed almost entirely in the prewall. 5 The height of the glass shelves is continuously adjustable.

## CONCEALED GEBERIT ONE MIRROR CABINETS

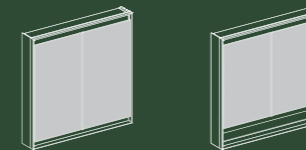
Back-to-wall installation can be made quickly and easily in a specially prepared Geberit ONE washbasin installation element.



White and anodised aluminium  
 W 60 cm, 75 cm, 90 cm, 105 cm, 120 cm  
 H 90 cm  
 D 15 cm

## SURFACE-MOUNTED GEBERIT ONE MIRROR CABINETS

The slim mirror cabinets for mounting in front of the wall fit into any bathroom and are attached to the wall as normal.



White and anodised aluminium  
 W 60 cm, 75 cm, 90 cm, 105 cm, 120 cm  
 H 90 cm  
 D 15 cm



ACTUATOR PLATE  
Geberit actuator plate  
Sigma50.

-  Hidden wall mounting
-  WC seat with SoftClosing mechanism
-  Adjustable flush volume
-  Ground clearance
-  TurboFlush

WHEN DESIGN AND FUNCTION BECOME ONE

# ELEGANT PROPORTIONS, CLEVER DETAILS



The wall-hung Geberit ONE WC boasts an elegant, perfectly balanced design. A eureka moment comes when opening the lid, revealing the asymmetrical, completely rimless inner geometry of the WC ceramic appliance. TurboFlush flush technology: The asymmetrical geometry of the ceramic appliance and lateral water inlet result in a unique flushing-out performance. The technology is much more effective than a normal flush, not to mention much quieter and more efficient. The WC seat and lid can be easily removed with a flick of the wrist for cleaning. Thanks to the sophisticated installation technology, the height of the ceramic appliance can be flexibly adjusted without needing to open up or damage the wall – even years after being installed.

## CLEANLINESS AND INTEGRATED FLEXIBILITY



↑  
The WC lid can be removed individually to ensure easy cleaning.




↑  
The WC lid and seat can be removed by pulling them upwards after raising them.

## BECAUSE YOUR TASTE MATTERS

The washplace is the focal point of any bathroom. With the Geberit Washplace Configurator, we make it easy for you to create the perfect combination of washbasin, mirror cabinet and other bathroom furniture that meets your preferences and requirements to the letter. Try it out for yourself on your PC, tablet or smartphone!

LIVE YOUR DREAM OF THE PERFECT  
BATHROOM – TRY OUT THE WASHPLACE  
CONFIGURATOR TODAY!

[washplaceconfigurator.geberit-global.com](https://washplaceconfigurator.geberit-global.com)



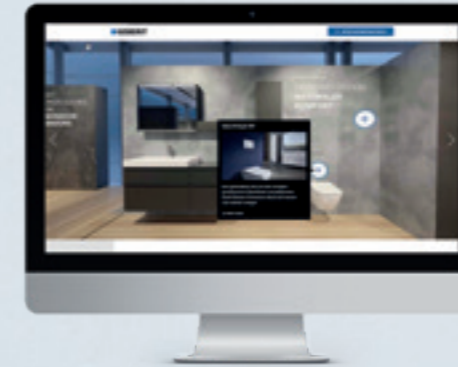
# FROM THE IDEA TO THE FINISHED BATHROOM

The path to your dream bathroom is based on tailored information and inspiration. Geberit is there to help your dreams become reality, with a wide range of online services, interactive planning tools and more.

**TAKE THE NEXT STEP AND FIND EVERYTHING YOU NEED TO BRING YOUR DREAM BATHROOM THAT LITTLE BIT CLOSER.**



[geberit-global.com/service/tools-apps](https://geberit-global.com/service/tools-apps)




↑  
**VIRTUAL SHOWROOM**  
Discover sanitary technology and bathroom equipment from Geberit on a virtual tour.  
[virtual-showroom.geberit.com/gisa](https://virtual-showroom.geberit.com/gisa)



↑  
**ACTUATOR PLATE SHOWROOM**  
Discover the wide range of Geberit actuator plates and find the model that fits perfectly into your bathroom.  
[actuatorplates.geberit-global.com](https://actuatorplates.geberit-global.com)



↑  
**WASHPLACE CONFIGURATOR**  
Configure your individual Geberit washplace with just a few clicks – exactly in line with your individual preferences and requirements.  
[washplaceconfigurator.geberit-global.com](https://washplaceconfigurator.geberit-global.com)



↑  
**HOME APP**  
Get comprehensive support for managing and maintaining your Geberit products on your smartphone.  
[geberit-global.com/home-app](https://geberit-global.com/home-app)




QR code for iOS Geberit Home App



QR code for Android Geberit Home App



# AN EYE ON SUSTAINABILITY



## **BINDING SUSTAINABILITY STRATEGY**

30 years ago, Geberit tabled an initial environmental strategy and began to implement specific measures. Over the years, this strategy was gradually developed into a comprehensive sustainability strategy that bundles together current and future projects, initiatives and activities. The sustainability strategy contains clear responsibilities with measurable objectives, derived measures and quantifiable key figures for effective monitoring.

Geberit takes economic, ecological and social aspects into account in its decision-making processes. The declared aim is to leave behind the smallest possible ecological footprint along the entire value chain, while treating suppliers and business partners with respect and fairness. Another important building block in the strategy is the education and further training of employees, as well as plumbers, sanitary engineers and architects.

## **ECO-DESIGN AS THE KEY TO SUSTAINABLE OPERATIONS**

Environmentally friendly, resource-saving, durable products are extremely important at Geberit. This is why Geberit utilises eco-design and develops products consistently according to its principles. Seen across the entire life cycle – from obtaining the raw materials right through to disposal – each product must be better than its predecessor from an ecological perspective. Eco-design has been an integral part of all development processes since 2007 and has already been implemented in over 170 projects. This also incorporates current topics, standards, regulations and social developments.

## **DESIGNED WITH DURABILITY IN MIND**

Thanks to their top-class materials and strict quality requirements, Geberit products have a service life spanning several decades. Furthermore, they are usually backwards-compatible and can be cleaned and maintained easily. A significant proportion of the Geberit product range also has a guaranteed spare parts availability of up to 25 years. We also ensure that as little packaging material is used as possible.

All of these aspects play a role in minimising the use of energy and resources, keeping the service life and useful life of products as high as possible, closing material cycles and constantly increasing the use of recycled materials.

## **PLASTIC AS A GUARANTEE OF QUALITY**

In terms of plastic, the goal is the most resource-efficient and economical use of the material as possible in manufacturing high-quality products with a guaranteed long service life. In this way, plastic offers many benefits from a sustainability point of view.

During packaging, Geberit ensures that the products are comprehensively protected whilst simultaneously using as little packaging material as possible. We mostly use cardboard and dispense with expanded polystyrene and other plastics wherever feasible.

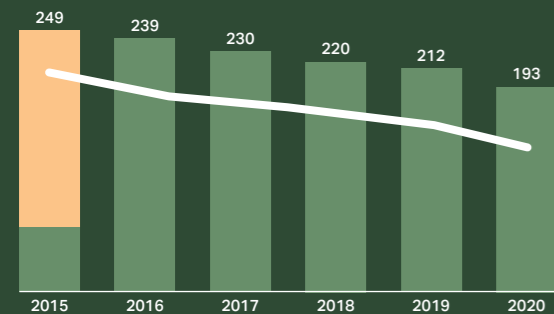
**"FOR SEVERAL DECADES, SUSTAINABILITY HAS BEEN AN INTEGRAL PART OF GEBERIT'S CULTURE. OUR FOCUS HERE IS ON CONSISTENT IMPLEMENTATION ON AN ONGOING BASIS AND WITH MEASURABLE RESULTS."**

Christian Buhl, CEO

# SELECTED KEY FIGURES

The Geberit sustainability strategy contains clear responsibilities with measurable objectives, derived measures and quantifiable key figures for effective monitoring. Two examples of these figures are eco-efficiency and CO<sub>2</sub> emissions.

ENVIRONMENTAL IMPACT 2015 – 2020



■ Environmental impact, in million eco-points  
■ Environmental impact due to Sanitec acquisition, in million eco-points  
— Environmental impact in relation to net sales (Fx adj) in % (Index: 2015 = 100)

Note: The environmental impact is measured in terms of eco-points based on the Swiss method of ecological scarcity (version 2013).

# 35

PERCENT  
Since the integration of the energy-intensive ceramic production business in 2015, the relative environmental impact has been reduced by 35 %.

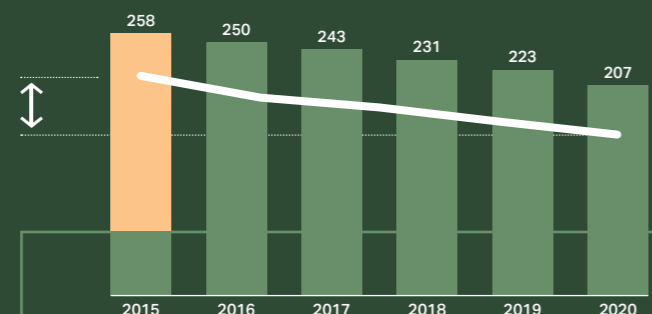
# 5

PERCENT  
The goal of improving eco-efficiency by 5 % per year was exceeded.

## RELATIVE ENVIRONMENTAL IMPACT – ECO-EFFICIENCY

For over 25 years, Geberit has been measuring its ecological footprint consistently as part of a comprehensive corporate eco-balance and using this as a basis for its intended goals. This is unique in the sanitary industry.

CO<sub>2</sub> EMISSIONS 2015 – 2020



■ CO<sub>2</sub> emissions, in thousands of tonnes  
■ CO<sub>2</sub> emissions due to the Sanitec acquisition, in thousands of tonnes  
— CO<sub>2</sub> emissions in relation to net sales (Fx adj) in % (Index: 2015 = 100)

# -33

PERCENT

## CO<sub>2</sub> EMISSIONS

With its CO<sub>2</sub> strategy – the groundwork for which was laid back in 2007 – the company sets itself ambitious goals and makes an active contribution to environmental protection. Here, Geberit focuses on specific technical measures for saving energy and improving efficiency, plus the selective purchasing of renewable energy sources.

# CREATING ADDED VALUE WITH ECO-DESIGN

Since 2007, Geberit has ensured that every new product should be better than its predecessor from an ecological perspective in order to conserve natural resources.

The following illustration shows an example of the eco-design principle using a typical Geberit product group – a WC system. The iCon Rimfree WC with new flush guide made of 69 % recycled ABS is installed on the Duofix element. In the Sigma 12cm concealed cistern, the new flush valve 212 enables individual water consumption settings. The flush is triggered via the recyclable Sigma30 actuator plate, which is fastened in a frame made of 100 % recycled ABS. All products are distinguished by their durability and can be repaired even after many years of use.



←  
A COMMITMENT TO THE  
CIRCULAR ECONOMY

Among other aspects, Geberit products are characterised by their use of high-quality materials and a service life spanning several decades. The products are usually backwards-compatible and can be cleaned, maintained and repaired easily. A significant proportion of the product range also has a guaranteed spare parts availability of up to 25 years. The use of bought in recycled plastic is also playing an increasingly important role in closing material cycles.

Geberit International Sales AG  
CH-8640 Rapperswil

[sales@geberit.com](mailto:sales@geberit.com)

[www.geberit-global.com](http://www.geberit-global.com)

